

# How to Use: PsycBOOKS

– Alfred C. O’Connell Library –

**PsycBOOKS** contains the full-text of over 700 scholarly psychology/psychiatry books, archival and out-of-print resources from 1950 to the present. It also includes over 1500 entries from the APA/Oxford University Press *Encyclopedia of Psychology*.

## To begin:

- 1) Go to the library web page: <http://www.genesee.edu/Library>
- 2) Click on **Databases A-Z**
- 3) Click on **PsycBOOKS**

The screenshot shows the "Search PsycBOOKS" interface. It includes a search bar with the text "autism" and a dropdown menu set to "Subject". Below this is a second search bar with a dropdown menu set to "Any field" and a green plus sign button. The interface also features several "Limit to:" sections with checkboxes for "Book records", "Chapter records", "Encyclopedia records", "Authored", "Edited", and "Classics only". There is a "Date:" section with radio buttons for "Last 3 years", "From [ ] to [ ]", "In [ ]", and "All years". At the bottom, there are fields for "Maximum results per screen" (set to 25) and "Sort results by" (set to "Publication year"). A "Clear this form" button is on the left and a "Get results" button is on the right. Callout boxes provide instructions: "Enter your search term(s)." points to the search bar; "Search any field, or choose a specific field like subject or title." points to the dropdown menu; "Click the green plus sign if you want to search more than 2 fields." points to the plus sign button; "Optional: Limit your search to specific types of results." points to the "Limit to:" checkboxes; and "Click on 'Get Results' when you're ready to search." points to the "Get results" button.

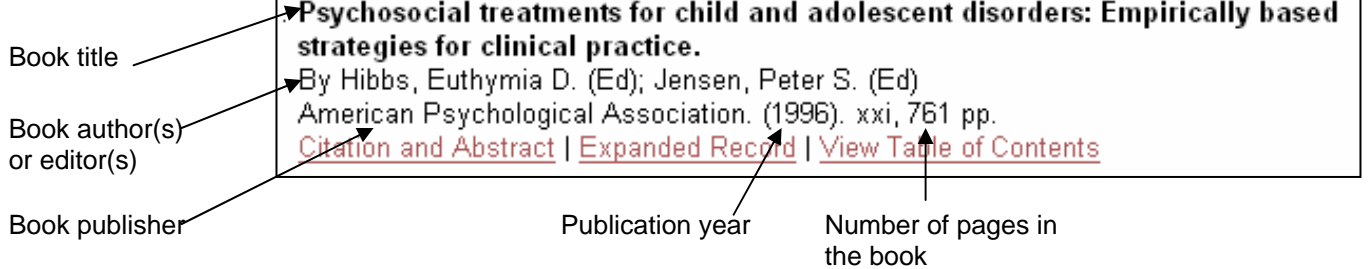
## Viewing the Results:

At this point you will see a list of results. If you did not use any limits on your search, your results could contain any of the following:

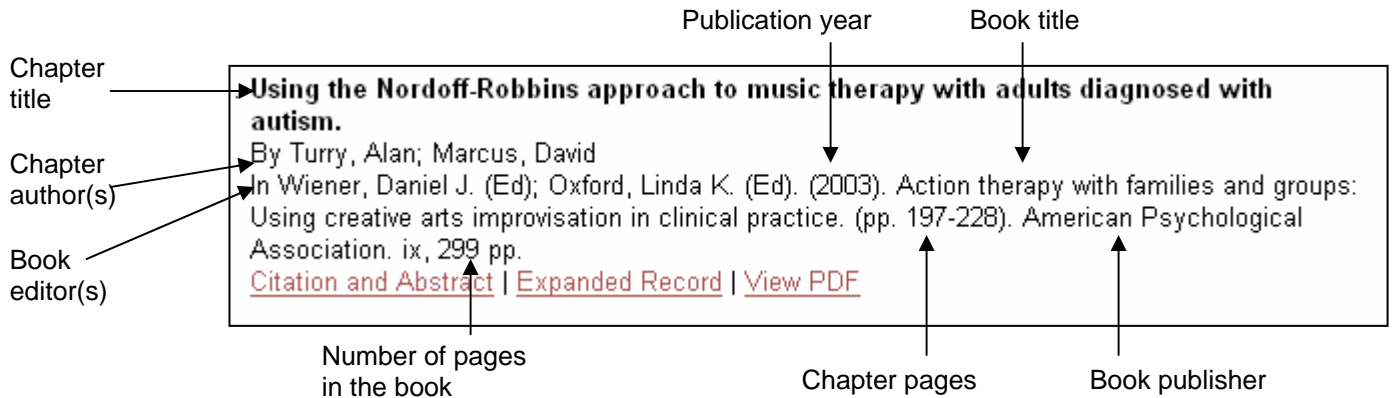
- Whole books
- Chapters in a book
- Encyclopedia entries

## Identifying Your Results:

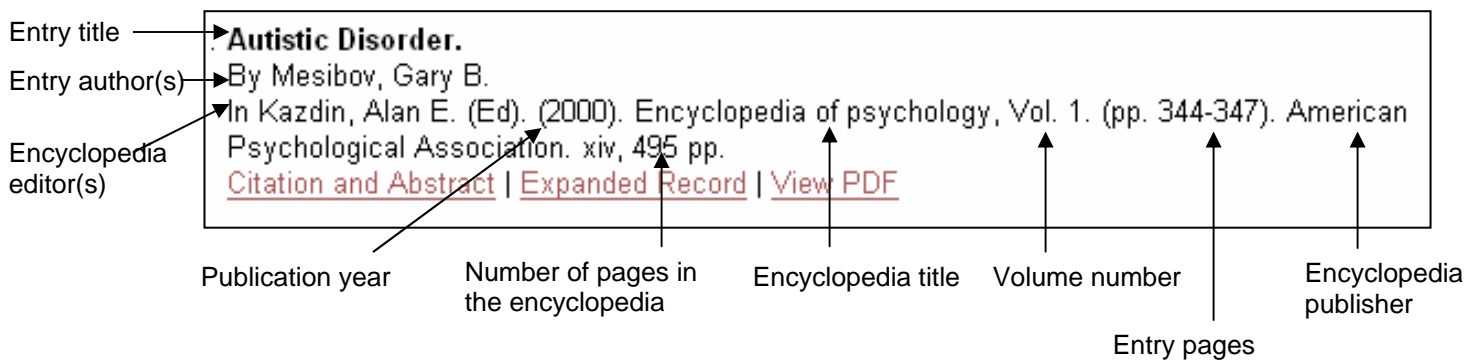
### Whole book



### Chapter in a book



### Encyclopedia entry



## Retrieving Information:

- Click **Citation and Abstract** for a brief summary of the item.
- Click **Expanded Record** for more detailed information about the item.
- Click **View PDF** (for a book chapter or encyclopedia entry) to view the document.
- Click **View Table of Contents** (for a book) to see a list of chapters that you can view.

## Questions? Contact a Librarian:

In Person	Library Information Desk
Phone	585-343-0055 Ext. 6419
Email	Click on <b>Ask a Librarian!</b> then <b>Email</b> from the library's web page
Chat	Click on <b>Ask a Librarian!</b> then <b>Chat online</b> from the library's web page

